



ALBANY COUNTY

Early Childhood Transitions Grant

Governor's Emergency Education Relief Fund

Aug – Dec 2020

INTRODUCTIONS

Tanya Wall

Spring Creek
Elementary School
Principal

Rebecca Birch

Spring Creek
Elementary School
Kindergarten Teacher

Lauren Carlisle

GEER Grant
Facilitator

Responding to a need

Supporting
children
during a
transition





“[DURING A PANDEMIC] BASIC PRINCIPLES OF CHILD DEVELOPMENT, BASIC CONCEPTS OF THE SCIENCE THAT WE KNOW DON'T CHANGE... IT'S NOT A DIFFERENT SCIENCE, IT'S NOT A DIFFERENT UNDERSTANDING OF WHAT CHILDREN NEED, IT'S JUST A DIFFERENT WORLD RIGHT NOW”

—JACK P. SHONKOFF
HARVARD CENTER ON THE DEVELOPING CHILD

Albany County GEER Grant

COVID Transition

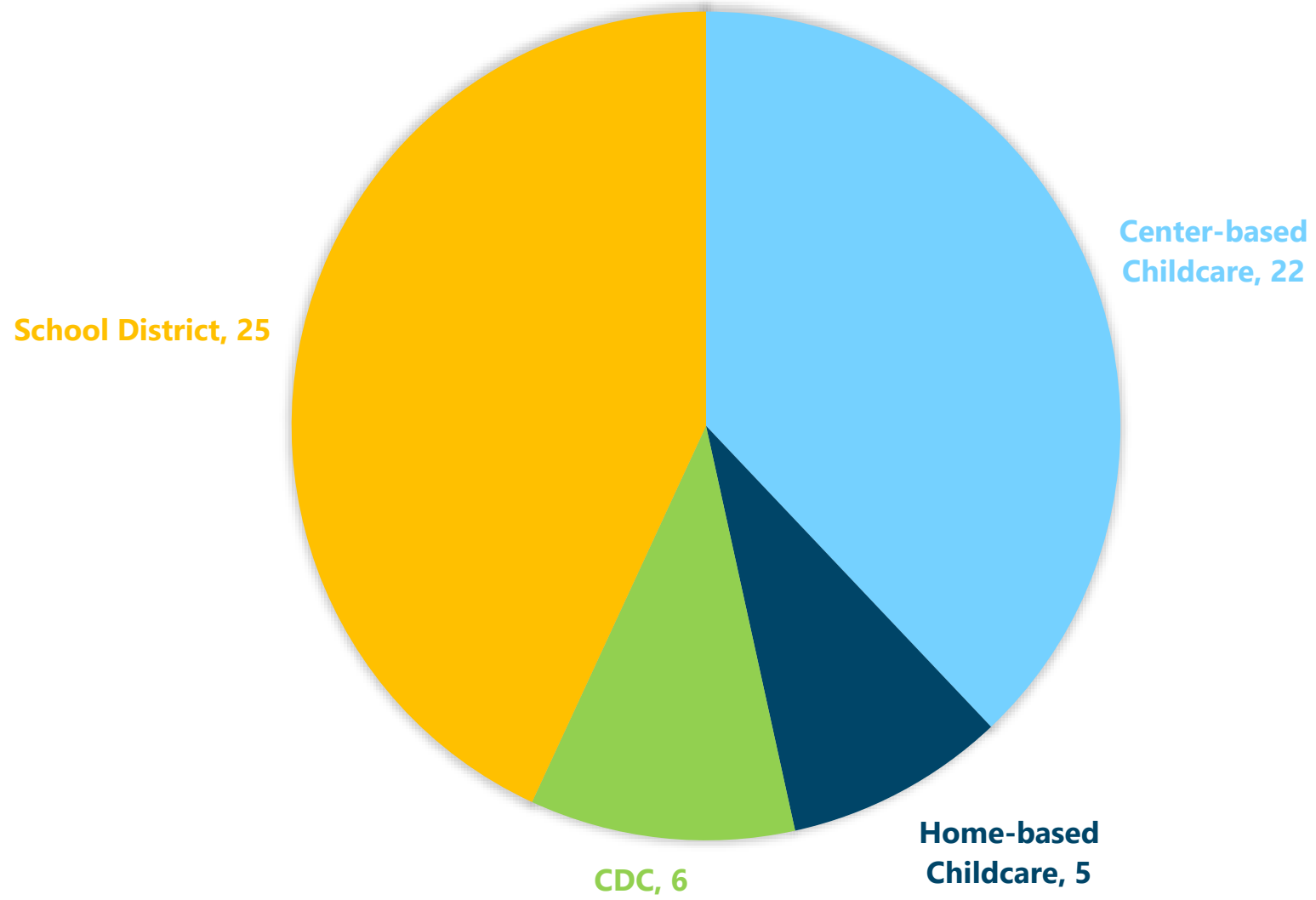
How to help children and families transition



Transition to Kindergarten

Supporting ALL families and children as they enter the public education system

PARTICIPANTS



Albany County's Transition Grant

1

Meeting 1

Understanding
Background and
Context

Common
Foundation

2

Meeting 2

Early Care and
Education Virtual
Site Visits

3

Meeting 3

Kindergarten
Classroom
Virtual Site Visits



Virtual Site Visits

Meetings 2 and 3

WHY DO CLASSROOMS LOOK SO DRASTICALLY DIFFERENT?



FAMILIES



THE OPPORTUNITY TO COLLABORATE





Stepping back and asking
WHY




EMPOWERED

RESPECTED

INVESTED



BRIDGING THE GAP BETWEEN SETTINGS



CLOSING THE GAP

Albany County's Transition Grant

1

Meeting 1
Understanding
Background and
Context

Common
Foundation

2

Meeting 2
Early Care and
Education Virtual
Site Visits

3

Meeting 3
Kindergarten
Classroom
Virtual Site Visits

4

NAEYC Virtual
Conference
Follow-up
Meeting

NAEYC Virtual Conference

and Follow-up Meeting

- The largest early childhood education conference in the world
- Tens of thousands of educators choose from hundreds of presentations and exhibits
- Limited Accessibility
 - Travel, Hotel, Registration, Time off, etc.

I appreciate the opportunity, I really wanted to attend in-person but our budget is way too tight right now so this was a huge blessing. We can find the courses that help us and inspire us which is so needed right now.

It has been wonderful to have PD that is available when I need it and when I have time to really listen. It has felt like self care!

- Covered registration fees for 17 participants
- Completely optional
- Offered STARS/PTSB credit

TANYA

Filled gaps in knowledge
base



Power of a shared learning
experience



High-quality professional
learning




REBECCA

Current research-based
best practices



Gave us confidence and
language to advocate



Broadened our
perspective and lens for
Early Childhood





What were the benefits of being able to attend the NAEYC Conference?

“It was beneficial to watch the videos and then take snippets back into our classroom. Both of my colleagues and my administrator are attending, so for all of us to go back to school and have discussions about what we watched and things we want to try in our classroom—It’s been really nice. It’s a great thing to come to. I *want* to watch them. It’s exciting.”

—Kindergarten Teacher



What were the benefits of being able to attend the NAEYC Conference?

“As an early childhood educator there are times where I feel like we don’t get the support that we need in a lot of different areas and being able to watch these different videos helped me know that we’re not alone in all of this.”

—Preschool Teacher




What were the benefits of being able to attend the NAEYC Conference?

“As an administrator, and somebody who didn’t teach early childhood, being able to learn about what’s developmentally appropriate and what’s good for kids helps me as an administrator to allow my teachers to do what they know how to do and what they do best. Things like this, I wish school board members could see, and other administrators would see, so that we can really look at what our practices are in public education and really do what’s better for kids.”

—Tanya Wall
Principal, Spring Creek Elementary

Albany County's Transition Grant



1

Meeting 1
Understanding
Background and
Context
Common
Foundation

2

Meeting 2
Early Care and
Education Virtual
Site Visits

3

Meeting 3
Kindergarten
Classroom
Virtual Site Visits

4

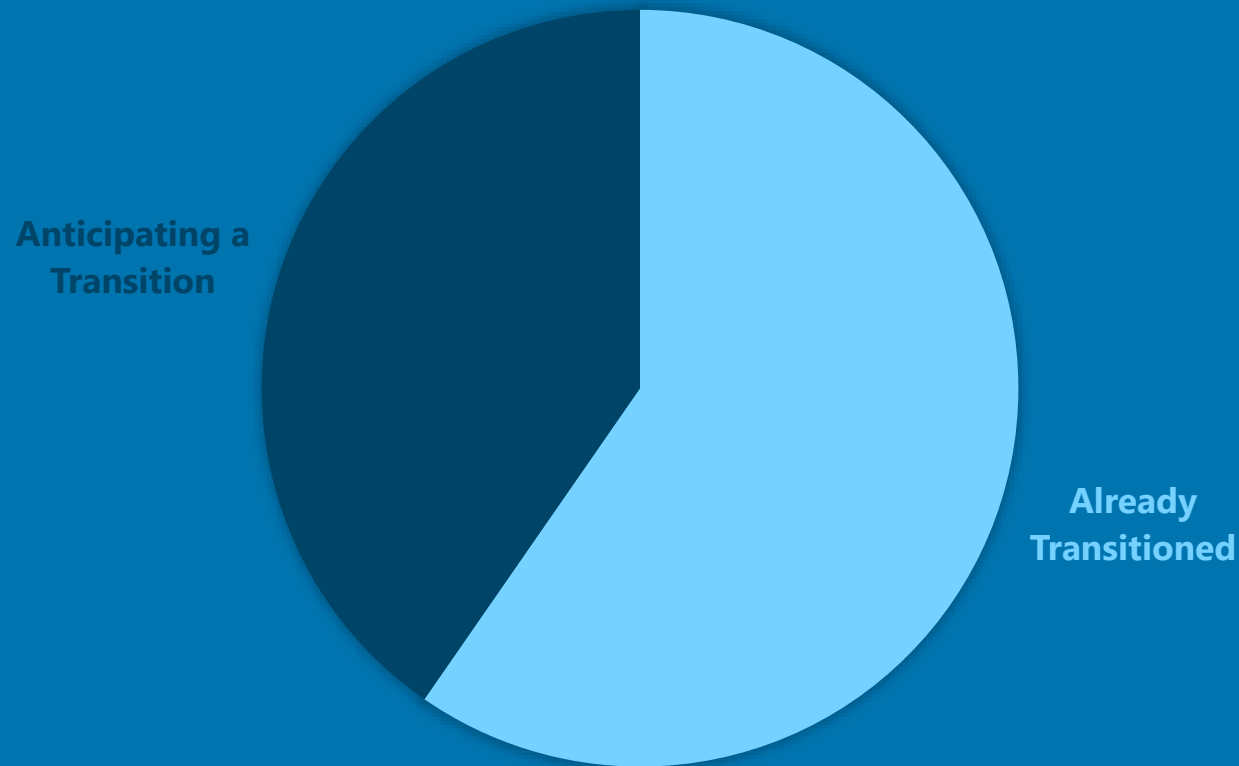
NAEYC Virtual
Conference
Follow-up
Meeting

5

Meeting 4
Elevating
Families Voices
Where do we
want to go
next?

FAMILIES

Conducted 114 Family Interviews



REBECCA

The drastic difference
between early settings and
Kindergarten

Respected, Valued,
Empowered

Parents prioritize
RELATIONSHIPS



TANYA

**CONNECT TO BUILD
RELATIONSHIPS**

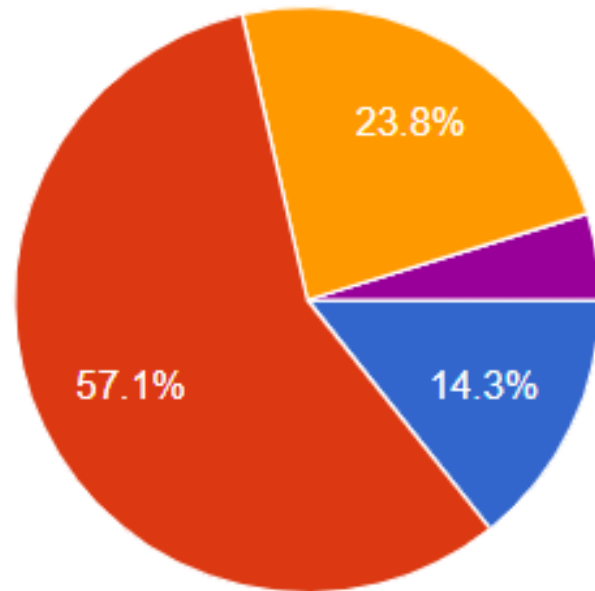
**START
SOONER**





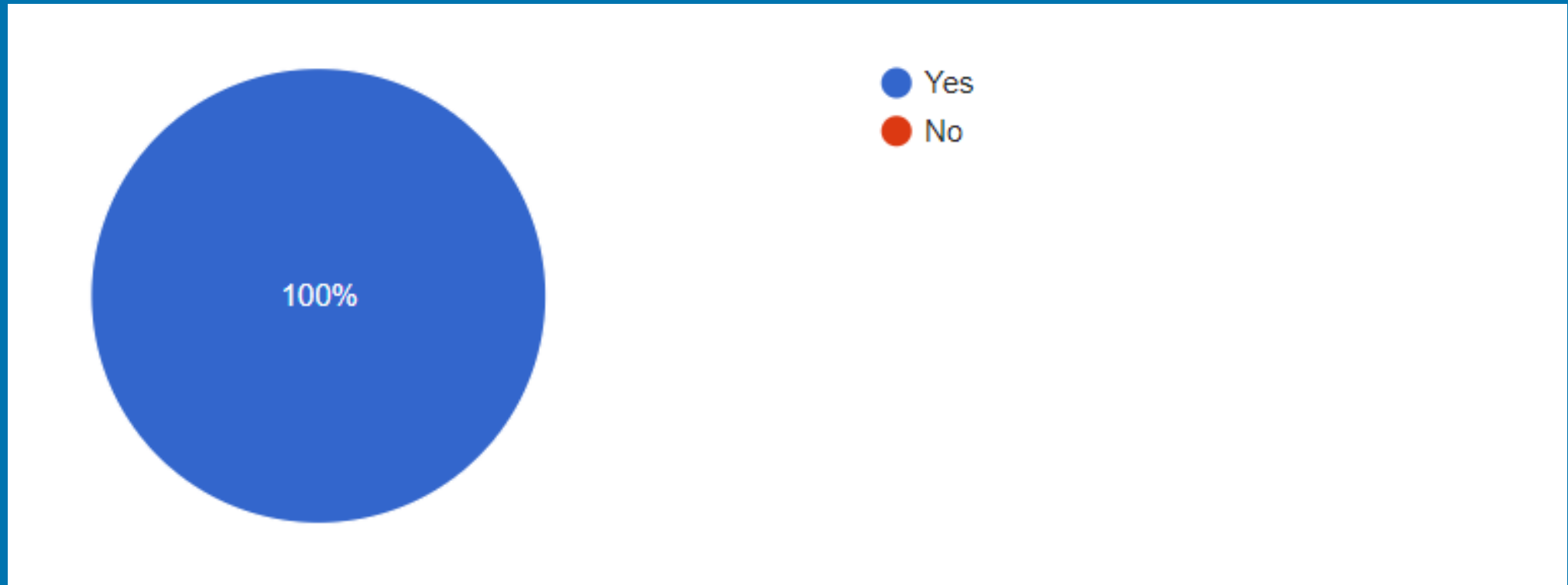
Following Up

What was the primary reason you participated in Transition meetings?

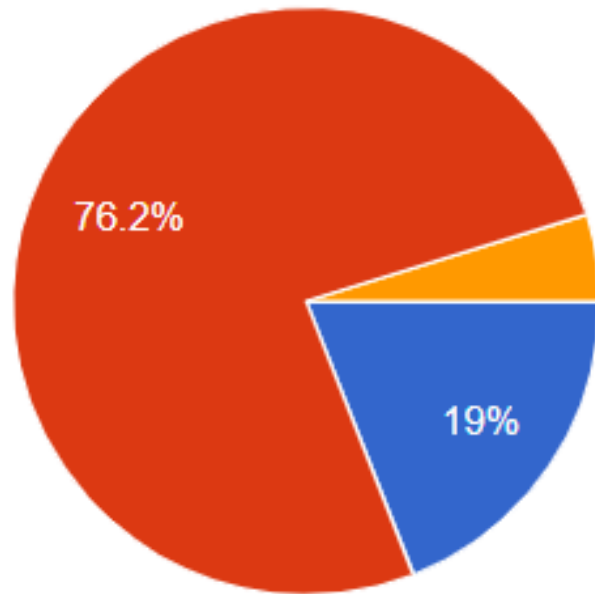


- To stay "in-the-know" about what was happening in the district
- To connect with other early childhood professionals
- To improve your own practice in relation to transitions
- The stipend
- To, hopefully, be an additional resource to preschool programs.

Are you interested in continuing the work surrounding transitions in Albany County?



To participate in the next round of transition work, would your participation require a monetary stipend?



- Essential (I would require a stipend to participate)
- Appreciated (It would be nice to have, but I would still participate regardless)
- Unnecessary (I would participate regardless of the stipend)



What changes to your practice or thinking resulted from participating in the Transition meetings?

“ It makes me feel better about adding in more developmentally appropriate activities for kindergarten. I have included more and I'm not stressed about an administrator walking in to observe and question what I'm doing.”

—Grant Participant
Feedback Survey



What excited you about our work?

“Building relationships between two groups that are usually separate, and realizing we can make huge changes when we work together.”

—Grant Participant
Feedback Survey

Empowerment Knowledge Connections





QUESTIONS?

The image features a solid blue background. Two white circles are present: a large one on the left and a smaller one on the right. The text "THANK YOU!" is centered horizontally and overlaps the right side of the large circle and the left side of the small circle.

THANK YOU!