



Top Tips for PD Providers

Take advantage of all the IRIS Center has to offer: Modules, Case Studies, Information Briefs, Activities, Interviews, Evidence-Based Practice Summaries, Video Vignettes, and more!

▶ Modules

- ★ Use Modules in face-to-face, hybrid, or online professional development.
- ★ Show teachers how to navigate the *STAR Legacy Cycle* by showing the video *Navigating an IRIS STAR Legacy Module* and by doing a Module together as an in-service activity.
- ★ Challenge teachers to complete two Modules of their choice before the next training.
- ★ Show teachers the Module Outline to use for notes; use it yourself to preview the Module.
- ★ Let teachers know they should expect to spend 1-4 hours on each Module; they can break it up or do it all at once.
- ★ Assign the Module's Assessment questions to supplement teachers' professional action plans.
- ★ Remind teachers that the IRIS resources are free and available 24/7.

▶ Information Briefs, Activities, Interviews

- ★ Use these additional resources to support inservice events by supplementing books/readings, opening with attention getters, enhancing discussions, and supporting professional development topics.
- ★ Have teachers present Information Briefs on the professional development topic.
- ★ Show teachers how Activities enhance other IRIS resources, such as Modules and Case Studies.
- ★ Use Interviews to allow teachers to hear more in-depth conversations about hot topics from experts in the field.

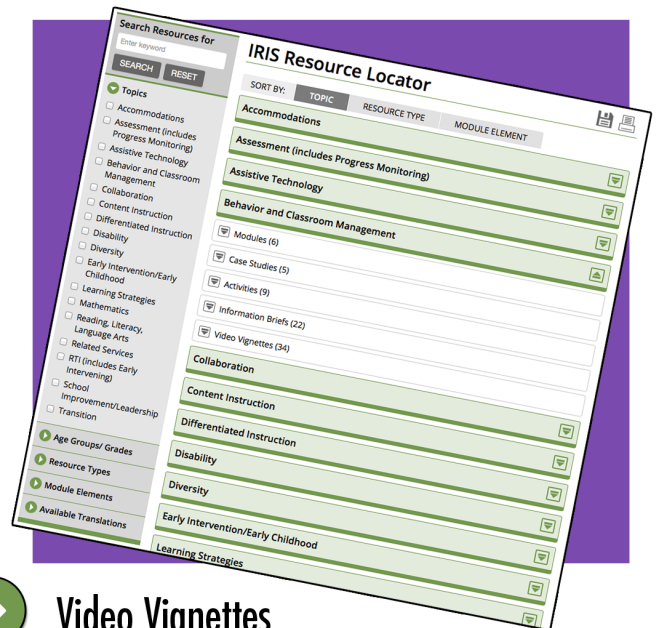
▶ Evidence-Based Practice Summaries

- ★ Explore the IRIS-vetted Evidence-Based Practice Summaries.
- ★ Prepare your teachers to become consumers of research and to understand what makes data reliable and valid.
- ★ Accustom your teachers to using IRIS-vetted Evidence-Based Practice Summaries instead of broad Internet searches.
- ★ Inform your teachers about where to find and how to identify evidence-based practices for use in their teaching.
- ★ Use the Summaries as handouts to provide more detail about practices described in books.



▶ Case Studies

- ★ Model cooperative learning in your inservice event by grouping teachers to work on Case Studies.
- ★ Model differentiated instruction by assigning the Case Studies' scenarios to different teachers based on levels of experience and grade level.
- ★ Use one Case Study scenario with the whole group, then explore different levels based on individual needs.
- ★ Use Case Studies and STAR sheets to problem solve real-life classroom challenges.
- ★ Discuss how STAR sheets can be used in Professional Learning Communities.



▶ Video Vignettes

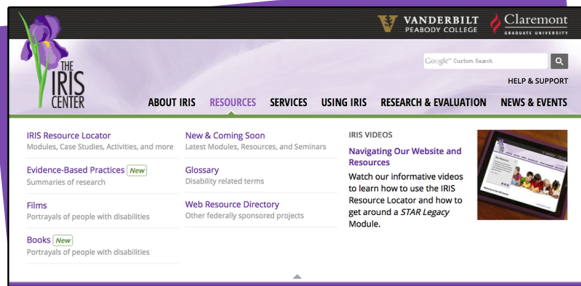
- ★ Explore videos on a variety of topics.
- ★ Hear stories of individuals with disabilities and their family members.
- ★ Use videos as a coaching tool to improve classroom practice.



Top Tips for PD Providers

▶ PD Planning

- ★ Use posted Planning Forms to integrate IRIS in your PD events.
- ★ Brainstorm ways to apply the information to current situations within each participant's classroom.
- ★ See to it that participants leave the training with a plan of action based on their needs.
- ★ Foster cooperation among colleagues within districts (e.g., general educators, special educators, and related service providers).
- ★ Assess district level or school level needs to tailor professional development and align IRIS resources.


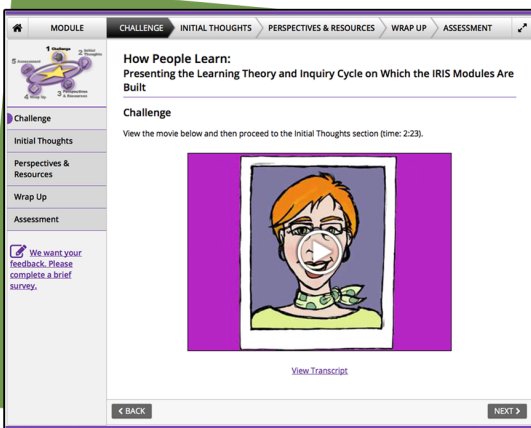


▶ Tech Tips

- ★ Expand Module content to full screen for better viewing by clicking the page expander in the upper-right corner of your browser window.
- ★ Show videos in full screen for easier viewing by clicking the full-screen button in the bottom-right of the video clip.
- ★ Add closed-captioning to videos by clicking the CC in the bottom-right of the video clip.
- ★ Find resources quickly under IRIS Resource Topics on the homepage.
- ★ Remind teachers to update software under Help & Support before using IRIS resources.
- ★ Click on the Help & Support link at the top-right of the page if you need additional assistance.
- ★ Print or save your favorite resources by selecting the printer or pdf icon at the top of the page.
- ★ Use your mouse or trackpad to scroll through a page when the scrollbar is not showing.

▶ More about IRIS Resources

- ★ Under the Using IRIS tab:
 - Watch videos on Navigating the IRIS Website, Navigating the IRIS Resource Locator (IRL), and Using IRIS Modules.
 - Find the IRIS Module about Adult Learning Theory, Sample Wrap-Around Concept Maps, Planning Forms, and Manuals & Answer Keys to some IRIS resources.
- ★ Under the Research & Evaluation tab:
 - Review evidence that IRIS resources are effective.
 - Read articles that cite the work of the IRIS Center.
- ★ Under the Resources tab:
 - Locate IRIS Modules, Case Studies, Activities, Information Briefs, Video Vignettes, and more.
 - Find resources available in Spanish.
 - Locate other federally funded projects through the Web Resource Directory.
 - Explore tools that list films and books that feature characters with disabilities.
 - Use a glossary of special education terms.



www.iriscenter.com - www.iris.peabody.vanderbilt.edu